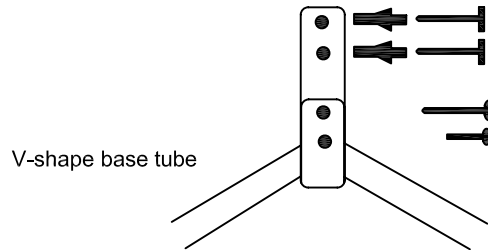


150

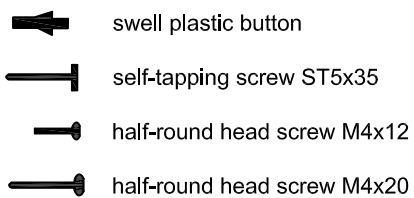
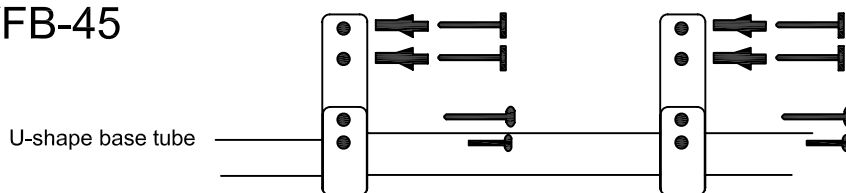
## Wall mount parts (optional only)

### INSTALLATION METHOD AND CAUTIONS

#### HVFB-30



#### HVFB-45



1. Wall mount parts must be installed on a stable, strong and permanent concrete wall which must be in 90deg. vertical to the ground level. Please check by qualified technician before installation.
2. Please use the screws included in the package for installation.
3. The pair of wall mount parts for HVFB-45 must be installed on the same level.
4. Wall mount parts must be installed by qualified technician to avoid hazard.
5. Periodic inspection by qualified technician for stability of the wall mount parts and the fan unit is necessary.

210